Gas Infrastructure Europe

EBA European Biogas Association

EUROPEAN BIOMETHANE MAP

INFRASTRUCTURE FOR BIOMETHANE PRODUCTION

2018

Gas Infrastructure Europe (GIE)
Avenue de Cortenbergh 100
1000 Brussels - BELGIUM
T +32 2 209 05 00
gie@gie.eu
www.gie.eu

Gas Infrastructure Europe (GIE)

is the association representing the sole interest of the infrastructure industry in the natural gas business such as Transmission System Operators, Storage System Operators and LNG Terminal Operators. GIE has currently 68 members in 25 European countries.

European Biogas Association (EBA)
Rue d'Arlon 63-65
1040 Brussels - BELGIUM
T +32 2 400 10 89
info@european-biogas.eu
www.european-biogas.eu

European Biogas Association (EBA)

is the leading European association in the field of biogas and biomethane production covering the anaerobic digestion and gasification industries, committed to the active promotion of the deployment of sustainable biogas and biomethane production and use throughout Europe. EBA currently has 94 members in 26 European countries.

BIOMETHANE DATA LEGEND

Facility number (color coded)
Location of biomethane production facility
Name of the installation
Start of operation

DK-5 Hammel (Vircus B ApS - Fritjensborg Biogas) 524 AGR MEM 2016

Biomethane feed-in capacity [m³/h]
Main substrate use
Upgrading process

Grid connection

- OOO Plant injecting into / connected to the grid
- OOO Plant not injecting into / connected to the grid

Main substrate use

- AGR Agricultural Residues, Manure, Plant Residues
- MSW Bio- and Municipal Waste
- ENC Energy Crops
- FAB Industrial Organic Waste from Food and Beverage Industries
- LAN Landfill Wastes
- SGW Sewage Sludge, Gas and Waste
- - No Information

Upgrading process (multiple methods can be used or combined)

- CHS Chemical Scrubbing
- CRY Cryogenic Separation
- MEM Membrane Separation
- PHS Physical Scrubbing
- PSA Pressure Swing Adsorption
- WAS Water Scrubbing
- - No Information

MAP LEGEND

- European country producing biomethane
- Not producing biomethane / no data available
- Cross-border interconnection point
- Cross-border interconnection point - Under construction or Planned
- Cross-border interconnection point / non-EU third country - project
- Non-EU Cross-border interconnection point / Import

Transport by pipeline

- under 24"
- 24" to 36"
- 36" and over
- project

DATA SOURCES

All data provided on this map is for information purposes and shall be treated as indicative only. Under no circumstances shall it be regarded as a data intended for commercial use.
We appreciate the support of our members and colleagues who have kindly provided the necessary data. Sources for each country are listed below.

Data covers 15 European countries and represents the status of 01 2017.
More current information on biogas can be found on the EBA website at www.european-biogas.eu
Additional information is available in the EBA Statistical Report 2017.

AUSTRIA: kompost & biogas verband, dena
DENMARK: Foreningen Biogasbranchen, ENERGINET, HMN, NATURGAS I/S, dena
FINLAND: Suomen Finnish Biokaasuyhdistys - Biogas Association
FRANCE: atee Club Biogaz, engie, GRDF, dena
GERMANY: Fachverband Biogas, dena
HUNGARY: MGTE
ICELAND: NORDIC BIOGAS, SORPA
ITALIA: CIB
LUXEMBOURG: ILNOVA BIOGAS, dena
NETHERLANDS: dena
NORWAY: Avfall Norge, dena
SPAIN: AEBIG, MADRID
SWEDEN: SVENSKT GASTEKNISKT CENTRUM, dena
SWITZERLAND: BIOMASSE Suisse, dena
UNITED KINGDOM: ADBA Anaerobic Digestion and Biogas Association

CANARY ISLANDS

polaris — scale = 1 : 8.000.000 — Version : January 2018

AUSTRIA

AT-1	Aiten / Linz	380	SGW	PHS	2000
AT-2	Bruck an der Leitha	659	MSW	MEM	2007
AT-3	Engerwitzdorf	123	ENC	CHS	2010
AT-4	Eugendorf	-	ENC	PSA	2006
AT-5	Leoben	-	SGW	CHS	2010
AT-6	Lustenau	300	MSW	PSA	2012
AT-7	Margarethen am Moos	400	AGR	MEM	2011
AT-8	Rechnitz	-	MSW	PSA	2010
AT-9	Schlitters	150	MSW	PSA	2012
AT-10	Steinach / Salzburg	120	ENC	PSA	2012
AT-11	Strass - Leibnitzerfeld	-	SGW	PSA	2016
AT-12	Vienna Pfaffenau	-	MSW	MEM	2011
AT-13	Wiener Neustadt	120	SGW	MEM	2011
AT-14	Zell am See	-	MSW	PSA	2011
AT-15	Fastnacz	240	MSW	MEM	2017

DENMARK

DK-1	Bogense (NGF Nature Energy Nordfyn A/S)	-	-	-	2013
DK-2	Brønderslev (GPS Kraftcentralen P/S)	-	AGR	-	2011
DK-3	Copenhagen Lynettes	900	SGW	-	2011
DK-4	Fredericia (Fredericia Spildevand og Energi A/S)	150	AGR	PHS	2013
DK-5	Hammel (Vircus B ApS - Fritjensborg Biogas)	524	AGR	MEM	2016
DK-6	Hashøj Ostmose	125	AGR	CHS	2011
DK-7	Hemmet (Hemmet Bioenergi ApS)	-	AGR	-	2015
DK-8	Hjerm (KU-vindmøller I/S)	-	AGR	-	2013
DK-9	Hjørring (LEF Agro I/S)	1100	AGR	WAS	2012
DK-10	Hjørring (BB Biogas ApS)	-	AGR	-	2017
DK-11	Hjørring (Nørresundby vh. K. Arkadeparg)	200	AGR	WAS	2015
DK-12	Holsted (NGF Nature Energy Holsted A/S)	1800	AGR	WAS	2014
DK-13	Horsens (Horsens Bioenergi ApS)	1400	AGR	PHS	2014
DK-14	Lintrup (Lintrup A.M.B.A.)	-	AGR	WAS	2016
DK-15	Midtfyn	160	AGR	WAS	2014
DK-16	Roslev (Fyltjerg Biogas I/S)	-	AGR	-	2016
DK-17	Sindal (Sindal Biogas v/ornge. Per Kristensen)	-	AGR	-	2017
DK-18	Skive (Modelen Bioenergi I/S)	600	AGR	CHS	2014
DK-19	Sønderup (Sønderup Bioenergi ApS)	-	AGR	-	2016
DK-20	Vaarst (NGF Nature Energy Vaarst A/S)	150	AGR	WAS	2015
DK-21	Vojens (Sønderjysk Biogas Anvæltet A/S)	-	AGR	-	2016
DK-22	Viborg (Granges, Viborg A/S)	-	AGR	CHS	2016

FINLAND

FI-1	Espoo	459	SGW	WAS	2013
FI-2	Forssa	10	MSW	MEM	2013
FI-3	Haukivuori	-	MSW	PSA	2017
FI-4	Joutsa	-	MSW	WAS	2014
FI-5	Kouvola	180	SGW	WAS	2011
FI-6	Lahti	570	MSW	WAS	2014
FI-7	Laukaa	2	AGR	WAS	2012
FI-8	Laukaa 2	36	AGR	WAS	2014
FI-9	Muutasaari	-	MSW	PSA	2015
FI-10	Nykarleby / Jeppo	-	MSW	WAS	2016
FI-11	Riihimäki	-	MSW	WAS	2016
FI-12	Vieskahti	-	-	PSA	2016

FRANCE

FR-1	Andelnans (Les Longs champs)	50	AGR	MEM	2013
FR-2	Chagny (Evovia)	400	MSW	-	2015
FR-3	Chilleurs-Aunard (Calimaro Biogaz)	160	AGR	MEM	2016
FR-4	Chauconin (Biogas Moussy)	140	AGR	MEM	2014
FR-5	Chaumes-en-Brie (Bioénergie de la Brie)	145	AGR	MEM	2013
FR-6	Chaumont (Agrifuel)	80	AGR	MEM	2014
FR-7	Cran-Gevrier (STEP SILA)	-	-	-	2017
FR-8	Epaux-Bezu (Ferme de Chantemarle)	150	AGR	PSA	2014
FR-9	Epyerville (Centrale Biogaz de Heurteauville)	250	AGR	MEM	2014
FR-10	Fontanil-Cornillon (Grenoble) (Valgrenée)	250	SGW	MEM	2016
FR-11	La Riche (STEP Tours)	140	SGW	MEM	2015
FR-12	Liffré (Champ Fleury)	70	AGR	MEM	2014
FR-13	Lille-Séquedin (CVO)	200	MSW	WAS	2011
FR-14	Méry-sur-Seine (Bio Tarlaise)	133	AGR	MEM	2015
FR-15	Morsbach / Forbach	50	MSW	MEM	2014
FR-16	Mortagne-sur-Sèvre (Agrilemvalhermi)	85	AGR	PSA	2013
FR-17	Quimper (Cluniaque Vill 6)	-	-	-	2017
FR-18	Saint-Florentin (ISDND St Florentin)	-	-	-	2017
FR-19	Saint-Pourçain-sur-Sioule (Bio Sioule)	34	AGR	-	2013
FR-20	Sarreguemines (Methanea)	123	AGR	MEM	2014
FR-21	Sourdun (Lahaug Biogaz)	140	AGR	MEM	2014
FR-22	St Josse-sur-mer (Pré-Bel Biogaz)	139	AGR	MEM	2015
FR-23	St Pourçain-sur-Sioule (Sioule Biogaz)	33	AGR	MEM	2013
FR-24	Strasbourg (Biogaménergie)	250	SGW	-	2015
FR-25	Symevad Hénin-Beaumont (TIME)	360	MSW	WAS	2013
FR-26	Thennelières (Parais Energie)	125	AGR	MEM	2013
FR-27	Uzay-sur-Marne (ST Temes Energie)	140	AGR	MEM	2014
FR-28	Villeneuve-sur-Lot (Bionilleneuvoise)	520	AGR	-	2013
FR-29	Wannehain (Biogaz Pévèle)	83	AGR	MEM	2013
FR-30	Woelfenheim (Methanéo)	130	AGR	-	2013

GERMANY

DE-1	Aicha (Osterhofen)	660	ENC	PSA	2012
DE-2	Alterhofen / Niederbayern	1100	ENC	PSA	2009
DE-3	Allendorf-Eder	193	ENC	PSA	2011
DE-4	Altena	383	ENC	CHS	2011
DE-5	Altenhof	770	ENC	CHS	2012
DE-6	Alteno	411	MSW	WAS	2011
DE-7	Altenstadt Schongau	550	FAB	WAS	2008
DE-8	Altenstadt / Hessen	770	ENC	CHS	2012
DE-9	Angermünde	350	ENC	WAS	2010
DE-10	Anklam	770	FAB	PHS	2013
DE-11	Apensen / Grundoldendorf	383	ENC	CHS	2012
DE-12	Arnschwang	770	ENC	WAS	2012
DE-13	Augsburg	550	MSW	MEM	2013
DE-14	Badelsleben	225	ENC	WAS	2014
DE-15	Barby	383	ENC	CHS	2012
DE-16	Barleben	411	ENC	WAS	2012
DE-17	Barsikow	660	ENC	CHS	2011
DE-18	Beerfelde	770	ENC	WAS	2010
DE-19	Beetzendorf	383	ENC	MEM	2013
DE-20	Bergheim / Paffendorf	770	ENC	WAS	2014
DE-21	Berlin-Ruhleben	303	MSW	CHS	2013
DE-22	Blankenhain	358	ENC	PSA	2011
DE-23	Blaufelden - Emmertsbühl	273	AGR	PSA	2012
DE-24	Brandis Waldpolenz	770	ENC	PSA	2013
DE-25	Broistedt	770	ENC	PHS	2014
DE-26	Bruchhausen-Vilsen	383	ENC	CHS	2011
DE-27	Brumby	770	ENC	WAS	2012
DE-28	Coesfeld / Höven	330	MSW	PHS	2010
DE-29	Dannenberg	220	ENC	CHS	2010
DE-30	Dannheim / Arnstadt / Ilmenau	110	ENC	MEM	2014
DE-31	Dargun	1375	ENC	WAS	2010
DE-32	Darmstadt-Wixhausen	165	ENC	MEM	2008
DE-33	Darmstadt-Wixhausen II	330	ENC	MEM	2011
DE-34	Dessau-Roßlau (Zschornewitz)	383	ENC	WAS	2014
DE-35	Dorsten	383	ENC	WAS	2014
DE-36	Drögemindorf	383	ENC	CHS	2010
DE-37	Ebsdorfergrund	499	ENC	CHS	2012
DE-38	Eggertshofen bei Freising	275	ENC	CHS	2010
DE-39	Eggolsheim (Kreis Forchheim)	383	ENC	WAS	2013
DE-40	Eich in Kalmünz	383	ENC	PSA	2010
DE-41	Einbeck	550	ENC	CHS	2009
DE-42	Elsteraue	660	ENC	WAS	2012
DE-43	Eschbach / Breisgau (Heitersheim)	550	ENC	CHS	2012
DE-44	Feldberg	383	AGR	MEM	2014
DE-45	Forchheim im Breisgau	550	ENC	PHS	2010
DE-46	Forst	770	ENC	MEM	2014
DE-47	Friesoythe (Heinfelde)	550	MSW	CHS	2013
DE-48	Fürth/Seckendorf	770	ENC	WAS	2012
DE-49	Gardelegen	383	ENC	CHS	2012
DE-50	Geislingen	383	FAB	PSA	2014
DE-51	Gellersen (Kirchgellersen)	358	ENC	CHS	2013
DE-52	Genthin	550	ENC	WAS	2010
DE-53	Giesen	193	ENC	PSA	2012
DE-54	Glentorf	383	ENC	CHS	2014
DE-55	Godenstedt	330	ENC	CHS	2012
DE-56	Gollhofen Ippesheim	770	ENC	PSA	2011
DE-57	Graben / Lechfeld	344	ENC	PSA	2008
DE-58	Grabsleben	383	ENC	CHS	2010
DE-59	Gribem	605	ENC	PHS	2012
DE-60	Gröden	358	MSW	MEM	2013
DE-61	Groß Kelle / Malchow	271	ENC	CHS	2011
DE-62	Güstrow	5500	ENC	PHS	2008
DE-63	Güterglück	660	ENC	PSA	2009
DE-64	Hadmersleben	770	ENC	WAS	2013
DE-65	Hage	220	ENC	WAS	2013
DE-66	Hahnennest	550	ENC	CHS	2012
DE-67	Haldensleben / Ohrestal / Satuell	770	ENC	CHS	2012
DE-68	Haldensleben / Ohrestal / Satuelle II	770	ENC	WAS	2013
DE-69	Halle / Westfalen	383	ENC	WAS	2014
DE-70	Hamburg	275	SGW	CHS	2011
DE-71	Hankensbüttel / Emmen	383	ENC	CHS	2011
DE-72	Hardegsen	303	ENC	CHS	2009
DE-73	Heidenau (Heidkoppel)	383	ENC	CHS	2013
DE-74	Hellerwald / Boppard	770	ENC	WAS	2013
DE-75	Heppendorf	383	ENC	PHS	2013
DE-76	Hohenhameln-Mehrum	650	ENC	PSA	2012
DE-77	Holleben	650	ENC	WAS	2011
DE-78	Homberg / Efze	350	ENC	WAS	2010
DE-79	Horn - Bad Meinberg	2000	ENC	CHS	2009
DE-80	Industriepark Höchst	1500	SGW	CHS	2012
DE-81	Jabel / Waren	700	ENC	CHS	2011
DE-82	Jürgenshagen (bei Rostock)	700	ENC	CHS	2011
DE-83	Kannawurf	1400	ENC	CHS	2011
DE-84	Karben	700	AGR	CHS	2012
DE-85	Karft	1000	MSW	CHS	2011
DE-86	Kerpen	1000	ENC	PSA	2009
DE-87	Ketzin	200	ENC	PSA	2008
DE-88	Kirchhain-Stausebach	700	ENC	CHS	2014
DE-89	Killiegg-Rahmhaus	500	FAB	MEM	2010
DE-90	Klein Schulzendorf / Trebbin	750	ENC	PSA	2012
DE-91	Klein Wanzleben	1400	ENC	CHS	2012
DE-92	Kleinlüder bei Fulda	1000	MSW	PSA	2012
DE-93	Köbeez	-	-	-	2017
DE-94	Köckte	600	AGR	MEM	2013
DE-95	Kodersdorf	1400	ENC	CHS	2011
DE-96	Können 1	1400	ENC	PHS	2007
DE-97	Können 2	3300	ENC	CHS	2009
DE-98	Kroppenstedt	1400	ENC	WAS	2011
DE-99	Lambsheim	700	ENC	CHS	2014
DE-100	Laupheim I	300	ENC	PSA	2008
DE-101	Laupheim II	400	ENC	CHS	2012
DE-102	Lehma	1100	ENC	PHS	2011
DE-103	Letzen	700	ENC	CHS	2011
DE-104	Lenzen	1400	ENC	CHS	2010
DE-105	Leuben	1400	ENC	PSA	2012
DE-106	Lichtensee	1500	ENC	PHS	2012
DE-107	Lüchow	700	ENC	PHS	2009
DE-108	Lüdershagen / Stralsund	700	ENC	CHS	2011
DE-109	Malhingen	600	ENC	PHS	2008
DE-110	Malstedt	700	ENC	CHS	2011
DE-111	Marienthal	700	ENC	CHS	2011
DE-112	Marktoffingen	350	ENC	WAS	2011
DE-113	Mentenda	1400	ENC	PSA	2011
DE-114	Merzig	1100	ENC	CHS	2011
DE-115	Müden (Aller)	700	ENC	CHS	2011
DE-116	Mühlacker	1000	ENC	PSA	2011
DE-117	Neubrandenburg / Neuhardenberg	700	ENC	MEM	2014
DE-118	Neuburg-Steinguss	1400	ENC	WAS	2010
DE-119	Neukammer 2 (Nauen)	1400	ENC	WAS	2010
DE-120	Neuss am Niederrhein	300	ENC	CHS	2010
DE-121	Niederndodeleben I	1400	ENC	WAS	2010
DE-122	Niederndodeleben II	1400	ENC	WAS	2014
DE-123	Niederröblingen	700	ENC	WAS	2013
DE-124	Nonnendorf	1400	ENC	WAS	2011
DE-125	Nordhausen (Bielen)	800	ENC	PHS	2011
DE-126	Oberteisbergen	350	ENC	CHS	2010
DE-127	Ostdorfelde-Weferlingen	1400	ENC	-	2014
DE-128	Ostdorfelde II	1400	ENC	-	2014
DE-129	Osthatz (Leuben)	1200	ENC	PSA	2012
DE-130	Osterby	700	ENC	CHS	2011
DE-131	Ottersberg	650	ENC	WAS	2012
DE-132	Palmersheim-Euskirchen	700	ENC	PHS	2011
DE-133	Penkun	1400	ENC	MEM	2014
DE-134	Pessin	700	ENC	CHS	2011
DE-135	Pirmasens	700	ENC	CHS	2011
DE-136	Platten	1400	ENC	PSA	2012
DE-137	Plening	500	ENC	CHS	2008
DE-138	Pohlsche Heide	300	MSW	PSA	2009
DE-139	Pritzwalk-Neudorf (Wulfsburger) (Neudorf-Heide)	1400	ENC	-	2012
DE-140	Quesitz / Markranstädt	1400	ENC	-	2014
DE-141	Radwitz	1400	ENC	CHS	2012
DE-142	Raitzen	1200	ENC	PHS	2011
DE-143	Ramstein	700	ENC	WAS	2012
DE-144	Rathenow	1000	ENC	PHS	2009
DE-145	Rätzlingen	700	ENC	CHS	2012
DE-146	Remlingen	1400	ENC	WAS	2011
DE-147	Rhede	880	ENC	PSA	2012
DE-148	Riedlingen-Daugendorf	1200	ENC	PSA	2012
DE-149	Röblingen am See / Stedten	650	ENC	WAS	2010
DE-150	Ronnenberg	650	ENC	CHS	2008
DE-151	Rosche	700	ENC	CHS	2011
DE-152	Rußwein / Hallau	700	ENC	WAS	2011
DE-153	Rostock, OT Peez	350	MSW	CHS	2011
DE-154	Sachsendorf	650	ENC	MEM	2011
DE-155	Sagard (Rügen)	1300	ENC	WAS	2011
DE-156	Schönitz	1400	ENC	-	2012
DE-157	Schöpstal	1400	ENC	WAS	2011
DE-158	Schwandorf	2000	ENC	PSA	2011
DE-159	Schwarme	700	ENC	WAS	2011
DE-160	Schwedt	5000	FAB	CHS	2009
DE-161	Schwedt II	1400	ENC	CHS	2011
DE-162	Schwedt (Neuer Hafen)	700	AGR	CHS	2011
DE-163	Seelow	1400	ENC	-	2011
DE-164	Sernd (Groß Umstadt)	400	ENC	WAS	2011
DE-165	Sinsheim	700	ENC	CHS	2011
DE-166	Stadlburt	1400	ENC	WAS	2010
DE-167	Straelen	500	ENC	CHS	2011
DE-168	Stressie	650	ENC	WAS	2011
DE-169	Tangstedt / Bützberg	700	MSW	CHS	2012
DE-170	Thierbach	1400	ENC	WAS	2010
DE-171	Tuningen	500	ENC	CHS	2011
DE-172	Uchte	1400	ENC	WAS	2011
DE-173	Unceleben	700	ENC	CHS	2011
DE-174	Vehlefanz	1400	ENC	WAS	2010
DE-175	Vettin	1400	AGR	PHS	2014
DE-176	Vettweiß	550	ENC	WAS	2011
DE-177	Weikersheim	700	ENC	WAS	2010
DE-178	Weißenborn-Lüderode	700	ENC	CHS	2012
DE-179	Werlte	500	AGR	PSA	2011
DE-180	Werlte II	1000	AGR	PSA	2011
DE-181	Wetschen	1250	ENC	WAS	2010
DE-182	Willingshausen / Rambach	350	ENC	WAS	2010
DE-183	Wittenburg	700	ENC	MEM	2011
DE-184	Wölfersheim	1200	ENC	WAS	2010
DE-185	Wolfshagen	1400	ENC	PHS	2014
DE-186	Wolnzach (Hallertau)	2200	ENC	WAS	2012
DE-187	Wriezen	650	ENC	PSA	2011
DE-188	Wüsting / Hude	1200	ENC	PSA	2010
DE-189	Zerbst	1400	ENC	WAS	2011
DE-190	Zeven	250	ENC	CHS	2009
DE-191	Zeven II	250	ENC	MEM	2012
DE-192	Zittau	500	ENC	PHS	2012
DE-193	Zörbig	5500	FAB	CHS	2010
DE-194	Zülpich	700	ENC	CHS	2014

KEY DATA

The European biomethane market

Europe comprised 17,662 biogas plants in end 2016, with all EU28 countries active in the field, along with Iceland, Norway, Serbia and Switzerland. Compared to the biogas sector, biomethane is still in its infancy. Biomethane plants upgrade the raw biogas production to a virtually pure stream of methane, which can then be injected into the local gas grid, or used locally for heating or fuelling purposes. In 2011 (earliest EBA data), there were 187 biogas plants in Europe upgrading their production to biomethane. The total number of biomethane plants grew quickly in subsequent years, reaching 497 installations in the first quarter of 2017. In 2016 alone, 41 additional biomethane plants were registered (+9%, see figure below). The countries which saw the most biomethane plant construction in 2016 were Germany (+11 units), Sweden (+10 units) and France (+9 units). The geographical distribution of biomethane plants in Europe in the first quarter of 2017 is illustrated in figure below.

Although quite small in 2017, biomethane production in Europe is predicted to develop hugely in future years: the Green Revolution scenario of ENTSOG's 2017 ten-year network development plan (TYNDP) forecasts that biomethane will represent a third of the European indigenuous production by 2037 (see below).

Evolution of the number of biomethane plants in Europe

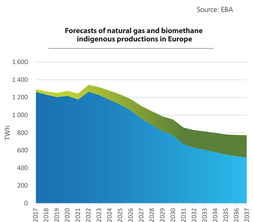

Distribution of biomethane plants in Europe in 2017 (Q1)



Forecasts of natural gas and biomethane indigenous productions in Europe

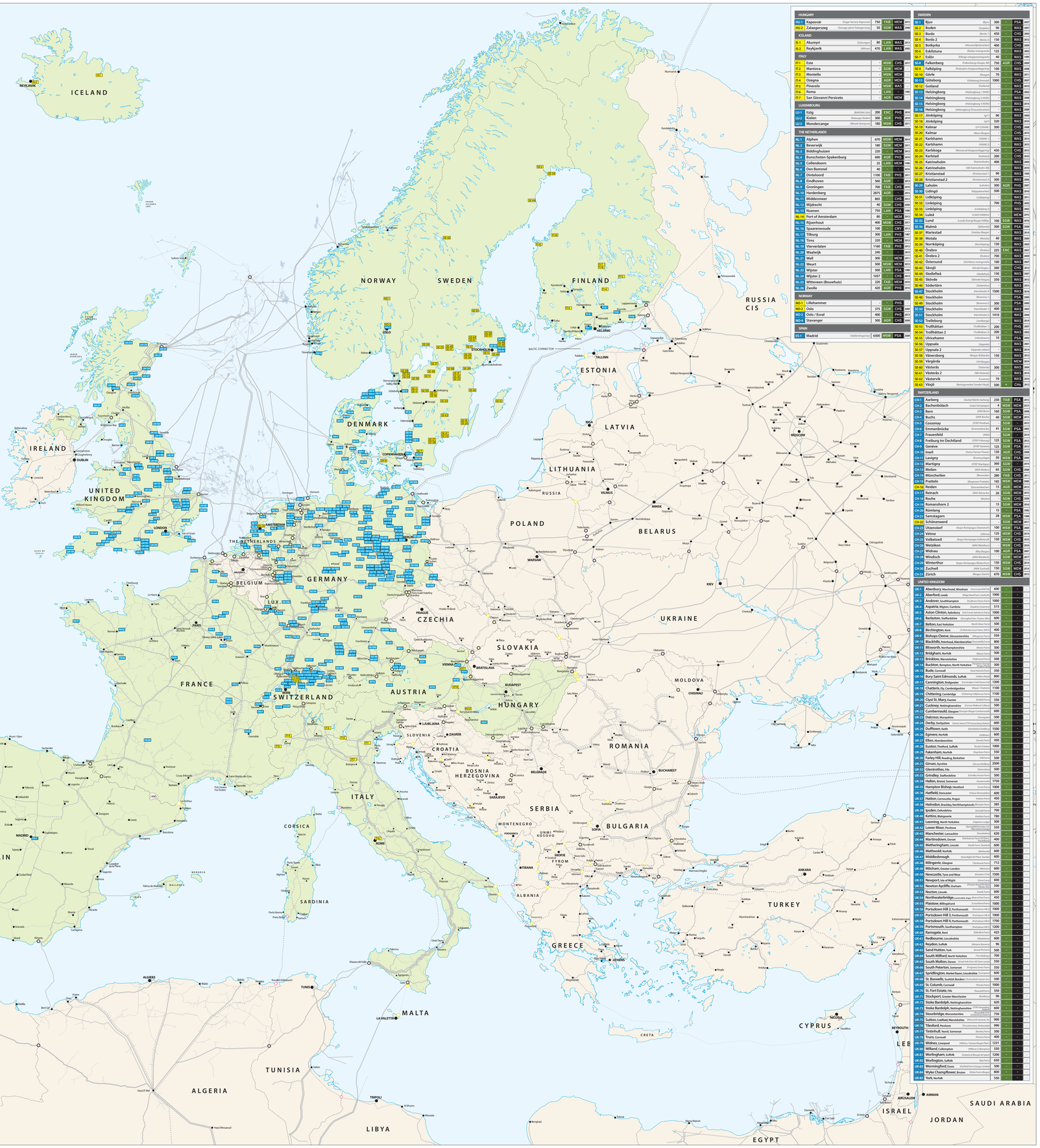

HUNGARY

HU-1	Kapuvár (Sugar factory Kapuvár)	750	FAB	MEM	2015
HU-2	Zalaegerszeg (Savanyi utca) (Zalaegerszeg)	50	SGW	WAS	2016

ICELAND

IS-1	Akureyri (Dalorinn)	80	LAN	WAS	2012
IS-2	Reykjavik (Álfsnesi)	470	LAN	WAS	2011

ITALY

IT-1	Este	-	MSW	CHS	2017
IT-2	Mantova	-	SGW	MEM	2017
IT-3	Montello	-	SGW	CHS	2017
IT-4	Ozegna	-	AGR	MEM	2017
IT-5	Pinerolo	-	SGW	MEM	2017
IT-6	Roma	-	LAN	CHS	2017
IT-7	San Giovanni Persiceto	-	AGR	MEM	2017

LUXEMBOURG

LU-1	Erpil (BIKOM S.A.)	200	ENC	PHS	2011
LU-2	Kielen (Naturgas Kielen)	300	AGR	PHS	2011
LU-3	Mondercange (Méneth Kompost)	180	MSW	CHS	2011

THE NETHERLANDS

NL-1	Alphen	670	MSW	MEM	2011
NL-2	Beverwijk	180	SGW	MEM	2011
NL-3	Biddinghuizen	220	-	MEM	2012
NL-4	Bunschoten-Spakenburg	690	AGR	MEM	2011
NL-5	Collendoorn	25	LAN	MEM	2011
NL-6	Den Bommel	40	-	-	2011
NL-7	Dinteloord	1100	FAB	PHS	2011
NL-8	Eindhoven	560	AGR	-	2011
NL-9	Groningen	790	FAB	CHS	2011
NL-10	Hardenberg	2875	AGR	CHS	2011
NL-11	Middenmeer	865	-	CHS	2011
NL-12	Mijdrecht	45	SGW	CHS	2011
NL-13	Nuenen	750	LAN	PSA	2011
NL-14	Port of Amsterdam	80	-	-	2011
NL-15	Rijnenburg	400	MSW	CHS	2011
NL-16	Spaarnewoude	100	-	CRY	2011
NL-17	Tilburg	300	LAN	PHS	2011
NL-18	Tims	220	-	PHS	2011
NL-19	Vierverlaten	1160	FAB	PHS	2011
NL-20	Waalwijk	240	-	-	2011
NL-21	Well	300	-	MEM	2011
NL-22	Weurt	900	MSW	MEM	2011
NL-23	Wijster	500	LAN	PSA	2011
NL-24	Wijster 2	1057	-	PSA	2011
NL-25	Witteveen (Bouwhuis)	220	FAB	MEM	2011
NL-26	Zwolle	420	AGR	PHS	2011

NORWAY

NO-1	Lillehammer	-	-	PHS	2011
NO-2	Oslo	375	SGW	CHS	2011
NO-3	Oslo / Esval	400	-	PHS	2011
NO-4	Stavanger	500	AGR	CHS	2011

SPAIN

ES-1	Madrid (Valdemingomez)	6500	MSW	PSA	2011

SWEDEN

SE-1	Bjuv (Bjuv)	150	FAB	MEM	2011
SE-2	Boden (Sveaplan)	90	-	WAS	2007
SE-3	Borås (Borås 1)	450	-	CHS	2002
SE-4	Borås 2 (Borås 2)	150	-	WAS	2007
SE-5	Borlänge (Mnemosyne/Gävleverket)	400	-	CHS	2007
SE-6	Eskilstuna (Stadig rentingverk)	125	-	WAS	2007
SE-7	Eslöv (Biogas syd/Eslöv)	40	-	WAS	2007
SE-8	Falkenberg (Falkenberg biogas AB)	750	AGR	CHS	2006
SE-9	Falköping (Falköpings biogasanläggning)	100	-	WAS	2007
SE-10	Gällivare (Gällivare kommun)	70	-	WAS	2007
SE-11	Göteborg (Göteborg Avesta)	1000	-	CHS	2007
SE-12	Gotland (Gotlandsgas)	5	-	WAS	2007
SE-13	Helsingborg (Helsingborg 1 (HOS))	-	-	WAS	2007
SE-14	Helsingborg (Helsingborg 2 (ROA))	-	-	WAS	2007
SE-15	Helsingborg (Helsingborg 3 (ROA))	-	-	WAS	2007
SE-16	Helsingborg (Helsingborg Ormastorpsfältet)	-	-	WAS	2007
SE-17	Jönköping (gr 1)	90	-	WAS	2007
SE-18	Jönköping (gr2)	320	-	WAS	2007
SE-19	Kalmar (LP-CODAK)	300	-	CHS	2007
SE-20	Kalmar (Mem Biogas)	-	-	CHS	2007
SE-21	Karlshamn (VIVAB 1)	-	-	WAS	2007
SE-22	Karlshamn (VIVAB 2)	-	-	WAS	2007
SE-23	Karlskoga (Mosparvet/Swedpower)	450	-	CHS	2007
SE-24	Karlstad (Karlstad Energi)	200	-	WAS	2007
SE-25	Katrineholm (Kretsloppet)	400	-	WAS	2007
SE-26	Katrineholm (SBA Kattrineholm AB)	-	-	WAS	2007
SE-27	Kristianstad (Kristianstad 1)	90	-	WAS	2007
SE-28	Kristianstad 2 (Kristianstad 2)	300	-	WAS	2007
SE-29	Laholm (Laholm)	300	AGR	PHS	2007
SE-30	Lidingö (Käppslarbanken)	500	-	WAS	2007
S